

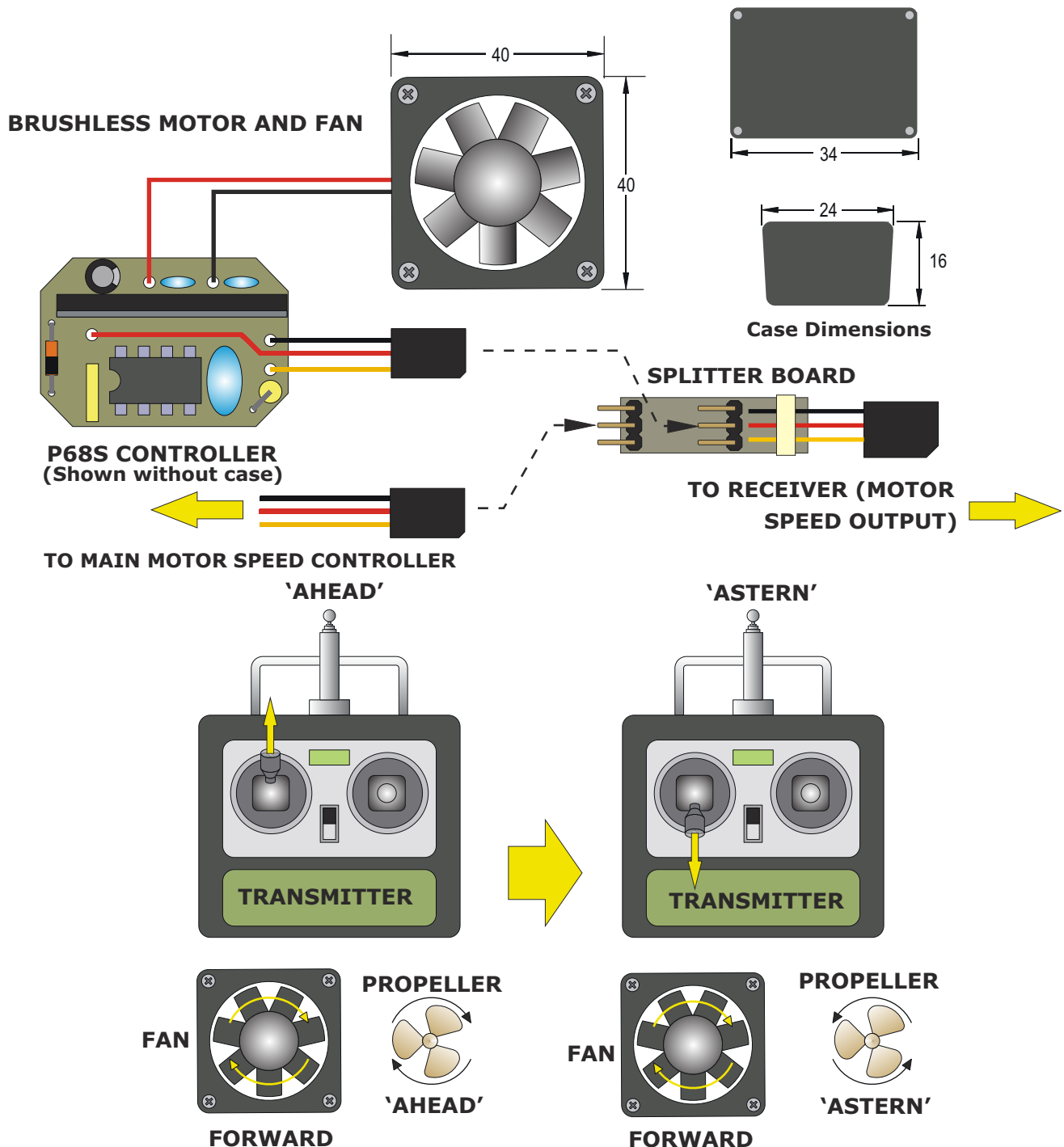
P68S

VARIABLE SPEED BRUSHLESS FAN CONTROLLER



This clever little unit provides a complete solution to the problem of air-cooling for motors and speed controllers, as well as providing a boost for smoke generators when fitted to R/C model boats. The unit is connected to the receiver throttle channel via a Y-lead, and the brushless fan runs in proportion to the speed of the main motor(s) and in the correct direction for "blowing" - *irrespective of whether the motor(s) is running ahead or astern.* The diagram should explain this clearly.

The combined fan and electronic unit takes its power from the receiver, so requires no separate power pack. Supplied with ABS case, 40mm brushless fan & "splitter" lead with polarised Rx connector. Maximum Rx supply is 4 x 1.2v rechargeable or 4 x 1.5v alkaline cells (<6v). **DO NOT USE A 5-CELL RECHARGEABLE PACK OR A 6V LEAD-ACID BATTERY FOR THE RECEIVER POWER SUPPLY.**

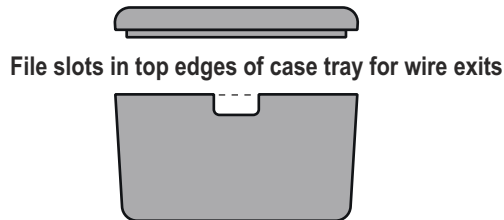
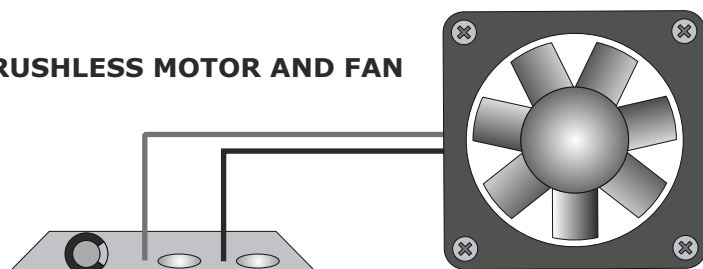


P68S

VARIABLE SPEED BRUSHLESS FAN CONTROLLER



BRUSHLESS MOTOR AND FAN



**P68S CONTROLLER
(Shown without case)**

TO MAIN MOTOR SPEED CONTROLLER

SPLITTER BOARD

**TO RECEIVER (MOTOR
SPEED OUTPUT)**

**Ensure that all plugs are connected
the same way around!**

© Action R/C Electronics

Tel: +44 (0) 115 9607951

P68S

VARIABLE SPEED BRUSHLESS FAN CONTROLLER



Functions
Neutral setup
Working receiver voltage (nicad)
Working receiver voltage (dry batt)
Maximum current rating
Case size

Forward fan speed only, in parallel with main motor speed controller
Autoset (allow 2 seconds)
4.8 volts **DO NOT USE 5 CELL PACK OR 6V SLA BATTERY**
6 volts (4 x AA Alkaline cells only)
1 Amp (peak)
34mm x 24mm x 16mm

SETUP

Connect the splitter lead to your receiver and plug the P68S and your speed controller to it, ensuring that the receiver power is switched off. Centralise the trim lever on the transmitter throttle/motor-speed stick. Switch on your transmitter first, then switch on the receiver. Wait for 2 seconds for the AUTOSET neutral to operate. You can now move the stick up and down to run the main drive motor forward and reverse. You will see that the fan runs in the same direction irrespective of the direction of the main motor. If using P68S to boost the output of a smoke generator, position the fan **below** the smoke unit.

RECOVERY SERVICE

A recovery or repairs service ensures that you will not be left with a dead unit for any reason. The Service Charge for this kit is £10.00 including parts (including return shipping cost IN UK). UK returns are CWO by Cheque or Postal Order made payable to ACTION R/C ELECTRONICS Ltd. Overseas returns should include full Credit Card details (Name & Address of cardholder, Card Number, Expiry Date, Card Security Number).

ACTION R/C ELECTRONICS Ltd, 19 Carisbrooke Drive, Nottingham NG3 5DS, United Kingdom

The small print.....

ACTION R/C Electronics guarantee all products to be free from manufacturing defects for 12 months from date of purchase. This does not cover suitability for specific applications; components worn or damaged by use, tampering or incorrect connection; alteration to original components; damage to batteries or other equipment through use; misuse, or shipping damage. Where goods are found to be faulty, the customer shall return them to ACTION R/C Electronics in their original condition and with their original instructions, packaging etc. Our liability is limited to repairing or replacing goods to their original specification and will not exceed the cost of the goods. By using the product the user accepts all liability. Where a fixed repair charge is applicable, ACTION R/C Electronics shall undertake repairs to the extent that they are judged economically viable. Where such is not the case then the customer will be offered the option of crediting the repair charge towards the cost of a new unit or having the faulty unit returned and the charge refunded (less the cost of return carriage). We reserve the right to modify this guarantee without notice.

Tel: +44 (0) 115 9607951